


Webelos Weekend Leaders Guide



Magness Adventure Camp
McNeil Scout Ranch at Peaceful Valley
August 2-4, 2024

Presented by the Alpine District, GCC BSA

Registration and more information:

<https://denverboyscouts.doubleknot.com/registration/calendardetail.aspx?activitykey=3054112&orgkey=1704&ReturnURL=//denverboyscouts.doubleknot.com/app/calendar/month/1704/2024-07-01/-1/0/>

BSA Annual Health and Medical Record (required for all YOUTH and ADULTS at camp):

https://filestore.scouting.org/filestore/HealthSafety/pdf/680-001_AB.pdf

WELCOME WEBELOS WEEKEND LEADERS

This leader's guide is provided to assist Webelos Leaders and other adults in the pack to prepare for Alpine District's Webelos Weekend (WW). While we have attempted to provide as much information as possible, you may have questions. It is strongly recommended that you attend the Alpine District's Roundtables in April and May. Roundtables are the first Thursday of the month, at The Greater Colorado Council Headquarters building.

PURPOSE

Alpine's Webelos Weekend is one of the best opportunities in the Greater Colorado Council to reignite the Scouting Spirit in your Webelos or Arrow of Light scouts (AOL). Unfortunately, many Cub Scouts get bored of Scouting and choose not to cross over into Scouts BSA, because they feel that Scouts BSA will be "more of the same." At Webelos Weekend, experienced and trained Scouts BSA youth will guide your Webelos/Arrow of Light on a journey through the exciting world of Scouts BSA. Your Scout will be exposed to advanced scouting skills, the patrol method, and most importantly, Youth Led Scouting. We find that Webelos/Arrow of Light Scouts who attend Webelos Weekend are often fired up and excited about their future in Scouting and are much more likely to cross into Scouts BSA Troops.

While your Webelos/AOL Scout is participating in their events, the adults will have a wonderful training opportunity. In fact, you're not even allowed to hang out in camp, so we want Webelos Weekend to be as beneficial to the participating adults as it is for the Webelos/AOL Scouts. The historic Owl's Nest is set to give you a taste of what Scouts BSA has in store for your soon to be Scout. ALL PARENT ADULT PARTNERS are required to attend adult training and MUST remain on the Magness campus the entire weekend with their pack. Adults and/or Scouts are NOT allowed in their Campsite during the Webelos/AOL station and Adult training activities. If you need to retrieve something from your campsite during the day, BSA buddy system is required for adults, and Webelos—who will be accompanied by a Scouts, BSA youth leader. This is a camp YPT requirement, with no exceptions.

PREPARATION

The cost of this event for all participants is \$45.00 (both youth and adults). Registration will be on-line. The last date to register is July 26, 2024, or when capacity is met. We ask that Packs register as one unit, instead of individually—this will aid in the check-in process.

You will be required to bring your own camping equipment for the weekend. See page 6 for a suggested packing list for this event. We recommend a pack meeting to help make sure that everyone is prepared for the weekend. We encourage your pack/ individual families to practice setting up the tent that you will be bringing to camp, this helps ensure that all parts are there, and the tent is in working order. If you do need help at camp to set up a tent, we will have some Scouts, BSA youth to assist. We ask that you **carpool** to Magness, as parking is EXTREMELY limited. Each vehicle will need to display the parking pass on their dashboard (included in packet).

Provided meals will include: Saturday Breakfast, Lunch, Dinner and Sunday Breakfast. Eating utensils and plates will be provided. **NO DINNER IS PROVIDED FOR FRIDAY NIGHT**—please bring a sack dinner for Friday night. If you have any dietary restrictions, reach out to the Heather Graf (heather@thegrafhaus.com) for alternate options.

ALL Participants (YOUTH AND ADULT) - MUST bring a completed, legible BSA Medical Form Parts A, B1 and B2—Part B2 does not need the Doctor Signature.

At Magness **Cell phones DO NOT WORK (well)!** There is not a good place to get a signal at camp. If there is an emergency the camp has a telephone to use to call out. If there is an emergency at home and someone needs to get ahold of you, call the Webelos Weekend Emergency Phone at 303-807-3981.

ARRIVAL— Parking at Magness is very limited. Please Carpool!

Check-in is at Magness between 5:00 PM – 8:00 PM. Please do not arrive prior to this time. It is strongly encouraged that all vehicles from a Pack arrive at the same time for easier check-in.

Upon arrival, staff members will direct you to where you will be camping and help unload your gear. Please bring only what you will need for the weekend. **You will not be parking at your campsite.** Our friendly Scouts BSA Staff will be there to assist with unloading and moving your gear to your assigned campsite.

You must have a completed BSA Medical Form Part A & B (both B pages) for each Scout and Adult attending, a roster of all participants, and copies of your receipts. Please bring them in a large manila envelope with your Pack number and lead adult written on the front of the envelope to be turned in at registration. (It is acceptable to bring a second copy of these forms and keep them in your camp).

While your Pack is setting up camp, please send only one person from your group to register and pick up your event materials. Our Scouts BSA Staff members are here to help, so use their experience to help set up your camp. Our Scouts BSA Staff will also be available to assist at your campsite with some short evening activities for your Webelos while your entire adult group attends the Leader Meeting at 9:00 PM at the Eagle's Nest Shelter.

NOTE: You will be carrying your gear from the drop off to your campsite and our cheerful staff will have a few wagons to assist. You may want to bring a wagon to help move your gear. Please be ready to unload quickly. **Staff will NOT be available to assist you on Sunday for departure.**

YOUTH PROTECTION

Each Pack must follow the YPT guidelines provided by the BSA at Webelos Weekend.

The single use restrooms are for ADULT (18+) use only. All YOUTH must use the group restrooms. Please be respectful of this as it is to follow YPT guidelines. Also talk to your scouts about keeping them clean.

No person shall ride in the cargo area of vans, SUV's or trucks while on Magness Property.

FOOD

Many adult/youth will want to bring some of their own snacks and food. Please plan on keeping these in a secure container (in your car or a small bear box) as you might attract wildlife visits during the camp event.

Cooking during the weekend event is limited to the camp kitchen, and specific stations only. **COOKING IS NOT ALLOWED IN CAMPSITES.**

The meals haven't been finalized, but the food will be good. If you have any dietary restrictions, please reach out to Jeany Frederickson at jeanyinoregon@yahoo.com. We are VERY sensitive to dietary needs and can likely accommodate any concerns.

TRASH

Please understand that this campout is a LEAVE NO TRACE CAMPOUT. If you bring trash in you need to take it home with you!

FOOTWEAR AT CAMP

Appropriate footwear is to be worn at all times! CLOSED TOED SHOES (preferable hiking boots) are appropriate for the weekend. Open-toed shoes are NOT permitted at camp (Crocs are not a good choice either).

FREE TIME AT CAMP

You and your scout will have some free time at camp to explore, and just hang out and enjoy nature. Please obey the following items:

1. **Webelos are not to be at the lake or obstacle course without adult supervision.**
2. The Firewatch Tower is OFF LIMITS as it is currently in disrepair and is unsafe.
3. The BB Gun and Archery Ranges are closed for operation, but may be hiked to.
4. **No electronic games, or music players are allowed at this event. Phones are for appropriate photos only.**
5. No alcoholic beverages, fireworks or firearms are allowed at this event.
6. Rocks, sticks and pine cones are to be left in place on the ground.
7. The BUDDY SYSTEM is to be used at all times. The buddy system is simply a pairing of same gender, similar aged youth that go places together. The buddy system should be used at all times during camp. Everywhere the Webelos go they should be with a buddy. No Webelos Scout should be seen alone in camp away from his/her group. Truddies (2 of one gender with 1 of another) are no longer allowed per YPT Guidelines.

ANIMALS IN CAMP

Please leave all pets at home! Pets are not allowed in camp. Service animals are permitted but be aware that this is a wilderness area and the issues this environment can cause with animals.

There are also other animals that we need to be aware of at camp, including but not limited to Bears, mini-bears (squirrels, chipmunks, etc.), deer, turkeys, and other birds.

CAMP MEDICAL TEAM

Webelos Weekend will have a Camp Medic for the weekend. The medic is there to offer medical help; however, the Camp Medic will not be responsible for your scouts medications for the weekend. Each parent or Unit leader will be responsible for medications for the weekend.

FIRE PREVENTION

You can help prevent fires at camp. Please plan on only battery-operated lights are to be used in tents - **NO FLAMES** in tents. **Cooking and Campfires are not allowed at the individual campsites.** We will have a camp-wide Campfire on Saturday evening. If you must cook your own food, you can go to the kitchen to do so.

UNIFORMS

It is recommended that registered leaders wear their Scout uniforms. They should be worn for Saturday dinner and Sunday Chapel service. Webelos will wear their uniforms only for Saturday dinner and Sunday Chapel service. **Please leave their neckerchief, slide, "colors", pins and awards at home to lessen the chance of being lost.** All participants are to wear Scouting appropriate shirts (Pack Class B's preferred) during Saturday events.

The Webelos Weekend hat that you receive upon check-in is OFFICIAL Scout uniform for the weekend.

EMERGENCY PROCEDURES

If there is an emergency at camp, please follow the instructions of the Webelos Weekend Leadership team, and the camp caretakers. The meanings for the emergency siren, which will be discussed at flags, is at the end of this packet.

WEBELOS WEEKEND CODE OF CONDUCT

The Scout Oath and Law will be the code of conduct observed during this event. If there are problems that arise during the event, they should be brought to Webelos Weekend Leadership Team. All decisions pertaining to the discussed problem will be final.

SUGGESTED PACK, DEN, OR GROUP EQUIPMENT

There is no specific group equipment necessary for Webelos Weekend. If desired, your group can bring a wagon or four wheeled cart to assist in transporting your equipment. You will not be allowed to drive or use motorized carts to your campsite

SUGGESTED PERSONAL EQUIPMENT

The following items are suggested to make your campsite more enjoyable.

- Tents with extra stakes and ground cloths for tents (NO RV's, Campers, or pop-up trailers are permitted)
- Lantern (battery operated only) and/or flashlights and/or headlamps
- Bug Spray
- Camp chairs
- Paper towels Wet Ones or waterless hand cleaner
- Trash bags (remember you take your own trash home with you)
- Personal size Water bottles with water (you will be able to refill).
- Hammers to pound stakes
- Extra clothing that Webelos or even adults may forget.
- Scout uniform shirt-worn at Saturday dinner and Sunday chapel
- Small backpack (daypack) to carry personal items during the day-see camping essentials list below
- Rain gear-carried with you at all times
- 2 T-shirts (Class B's preferred), 2 pairs of underwear, 2 pairs of socks, Extra pair of pants
- Warm Sleeping clothes (do NOT wear same clothes worn during the day to sleep in)
- **Foam pad or heavy under blanket, Cold Weather Sleeping bag** (Nights can be chilly)
- Pillow
- Flashlights or headlamps with extra batteries
- Stocking cap, gloves (nights can get cool)
- Sweater, sweatshirt, jacket
- Toiletries: soap, toothbrush and paste
- Sunscreen
- Cup for Cocoa, Coffee or Juice (a cup may be provided but bring an extra just in case)

CAMPING ESSENTIALS

These items should be carried with you all the times in your daypack—each person (YOUTH AND ADULT) - Webelos should carry their own pack!

- First aid kit
- Extra clothing
- Rain gear
- WATER BOTTLE (with water in it!)
- Flashlight
- Trail food
- Map and Compass (Map will be provided)
- Sunscreen and Sun Protection

MEDICATIONS

All medications are to be given to parents or leader in charge and dispensed by them accordingly. **Staff will not maintain or monitor or administer medications at Webelos Weekend!** The exception being inhalers and Epi-pens which should be carried by the youth/adult needing the medication.

DEPARTURE

Please check out with our Camp Registrar when you depart, this way we have an accurate count of all campers on property. You will receive your medical forms back at check-out. If you don't pick up your medical forms, they will be destroyed, and not mailed back to you.

ADVANCEMENT OPPORTUNITIES TO LEARN AND EARN
(Under the new 2024 Cub Scout Program)

Each station is given a copy of the following requirements that are related to that station and are asked to create a program that incorporates these requirements. Due to time constraints, they may not be able to touch on all of these requirements, but the intention is to get as much covered as possible while maintaining a fun and engaging environment. **It is the responsibility of the Cubmaster, Den Leader, or parent to review the requirements with your Scout to ensure completion and sign-off the requirements.**

Webelos

Aware and Care: Requirements 1, 2, 3, & 4
Chef's Knife: Requirements 1 & 2
Earth Rocks: Requirements 1 (Maybe 4)
Let's Camp: Requirements 1, 2, 3, 4, 5, 6, 7, & 8
Summertime Fun: Requirement 1 (partial)
Tech on the Trail: Requirements 1 & 2 (verify)

Arrow of Light

Outdoor Adventure: Requirements 1, 2, 3, 4, 6, & 7
First Aid: Requirements 2, 3, 4, 5, 6, & 7
Champions for Nature: Requirements 1 & 2
Estimations: Requirements 1, 2, 3, & 4
High Tech Outdoors: Requirements 1, 2, 3, & 4
Into the Woods: Requirements 1, 2, 3, 4, & 5
Knife Safety: Requirements 1, 2, & 3
Summertime Fun: Requirement 1 (partial)

CONTACTS

If after reviewing this information you still have questions here are people that can help:

Scoutmaster

Nic Frederickson
303-349-2046
webelosweekendsm@gmail.com

Asst Scoutmaster

Heather Graf
heather@thegrafhaus.com

Registrar

Thea McAdams
theamca@comcast.net

Camp Cook

Jeany Frederickson
jeanyinoregon@yahoo.com

Adult Program and Equipment

John Beattie
303-422-7079
jvbeatt@q.com

Camp Medic

TBD

Committee Chair

Nate Graf
303-435-4847
Buffalo@thegrafhaus.com

Asst Committee Chair

Sarah Krzanowsky
krzy8bear@gmail.com

SAVE THE DATE FOR 2025:

August 1-3, 2025

WEBELOS WEEKEND SCHEDULE

Please note that this schedule is tentative and may change. Staff will alert you should it need to.

Friday

5:00 - 8:00 PM Check-in and camp set up, bring a sack dinner, or eat before leaving.

9:00 PM Adult and Leader Meeting at Eagle's Nest Shelter. (Please have most adult/partners attend—Scouts, BSA members will head to the Webelos/AOL campsites to watch the youth)

10:00 PM Taps – Lights out – Quiet Please - Courteous

Saturday

6:00 AM Reveille-Rise and Shine

6:45 AM Meet at flagpole near the Dining Area for the opening flag ceremony.

Come “prepared” for the day with your day pack. There isn’t time to go back to your campsite after breakfast.

6:55 AM Breakfast at the Dining Area.

7:50 AM Assemble for programs (Adults leave for their activities, Webelos/AOL assemble at the Flag Poles for Patrol Assignments)

8:15 AM WEBELOS PATROLS HEAD TO THE STATIONS AT LIZARD HEAD.

8:30 AM Morning Station Rotations and Adult Training

12:00 PM Lunch in the stations/training area

1:00 PM Afternoon Station Rotations and Adult Training resume

4:30 PM Patrol Evaluation and Station Evaluations

4:45 PM Programs End - Adults meet their Webelos at the Triangle (fork in the road between Eagle’s Nest, Lizard Head, and Lost Creek).

Webelos will not be allowed to leave the gathering area until picked up by their Parent/Adult Partner.

4:45 PM Free time – Webelos back with Adults – All Webelos must be accompanied by an adult when near the shore and/or around the lake. THE FIREWATCH TOWER IS IN DISREPAIR, UNSAFE, AND IS OFF LIMITS FOR ANY PARTICIPANTS. The obstacle course is available to visit but will not be staffed.

6:00 PM Meet at the Flag Poles for Dinner.

7:00 PM Reassemble at the **Flag Poles** for Evening Flag ceremony followed by campfire.

7:15 PM Campfire.

8:30 PM All packs return to their campsite.

9:00 PM Adult and Leader Meeting at Eagle's Nest Shelter.

10:00 PM Taps – **Lights out - Quiet Please - Courteous**

Sunday

7:00 AM Reveille-You get to sleep in later. Start packing.

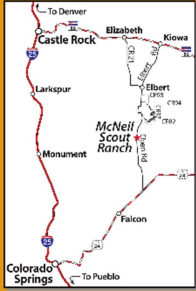
7:50 AM Assemble at flags for ceremony followed by breakfast - continue to pack.

9:30 AM Chapel (at the campfire ring) – remember the 12th point of the Scout Law- A Scout is Reverent.

10:30AM Check out, pack up Camp and Drive home Safely - Thank you for coming!

After check-out, you are free to explore the camp, but all participants must be off camp by 2:00.

Map of CAMP MAGNESS

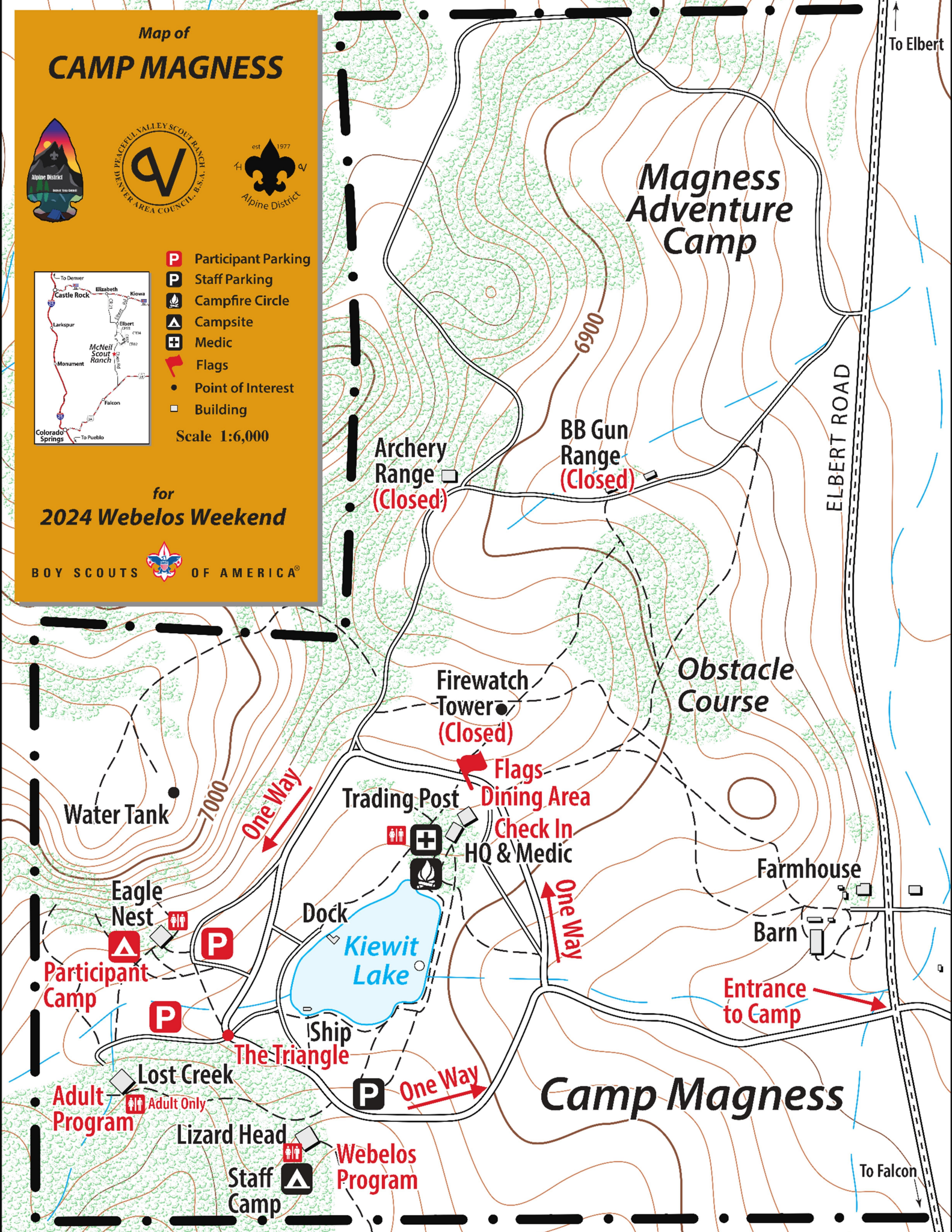


- P** Participant Parking
- P** Staff Parking
- Campfire Circle
- Campsite
- Medic
- Flags
- Point of Interest
- Building

Scale 1:6,000

for
2024 Webelos Weekend

BOY SCOUTS OF AMERICA®

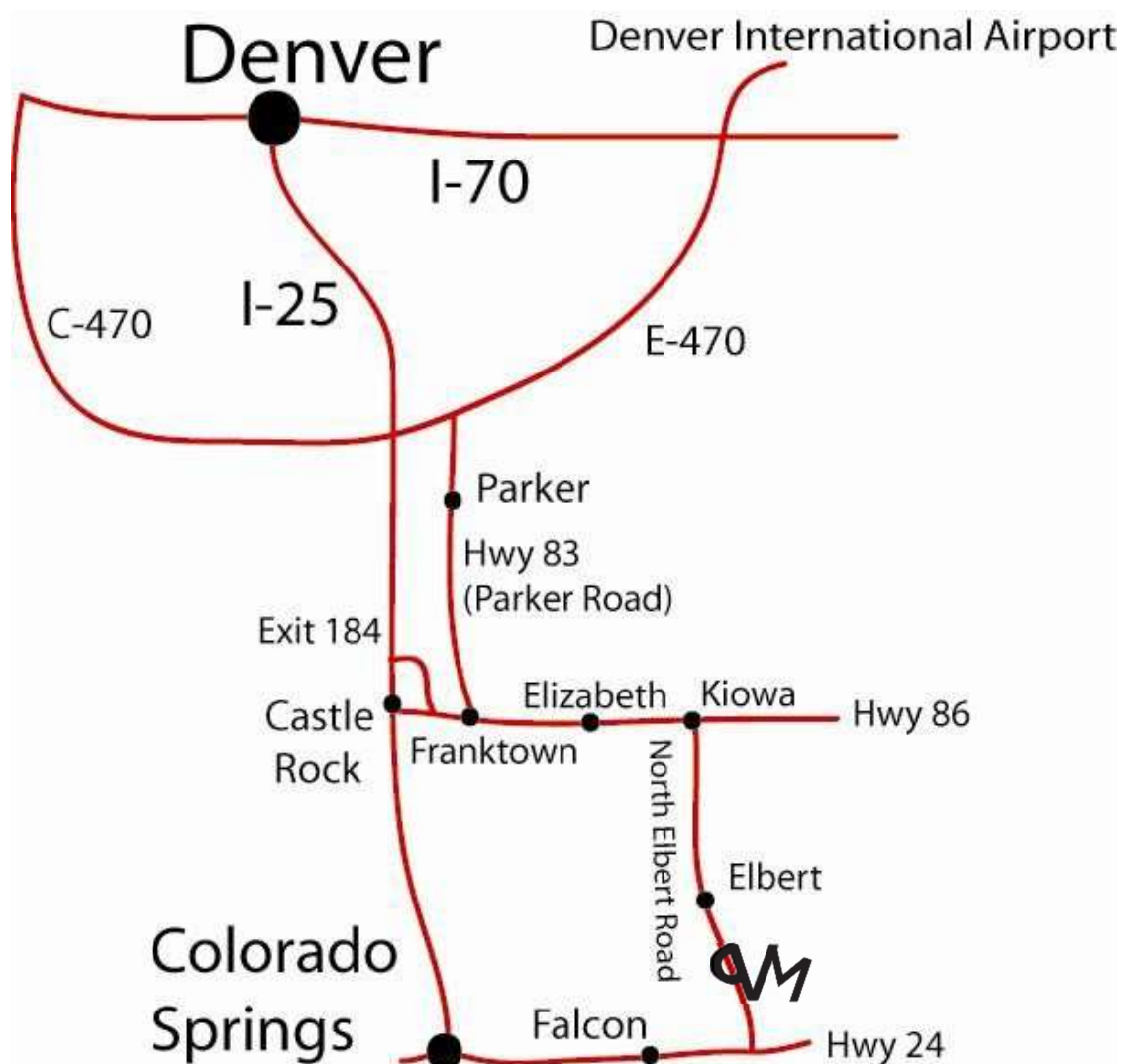


How to Get to McNeil Scout Ranch at Peaceful Valley

If using a GPS to find Magness, be sure that you search for **Magness Adventure Camp** or **McNeil Scout Ranch**. Searches for PV usually end up going to the Peaceful Valley Campground near Estes Park.

From Denver, take I-25 south to Exit 184 onto Founders Parkway near Castle Rock. Turn left at the stop light to Founders Parkway. Take Founders Parkway to traffic light (Highway 86 intersection). Turn left at stop light onto Highway 86 and follow Highway 86 through Franktown and traffic signal at Parker Road. Continue on Highway 86 through Elizabeth until you come to Elbert Highway on your right (just before the town of Kiowa). Turn on Elbert Highway and continue through the town of Elbert. **Turn right (west) into Gate 2 for Magness Adventure Camp.** The address is 22799 North Elbert Road, Box 97, Elbert, CO 80106.

Magness is a one-way, counterclockwise loop. At the tee in the road, turn right. All traffic on camp MUST go counterclockwise.



IN AN EMERGENCY TAKE ACTION



HOLD! In your area. Clear the roads and trails.

NO SIREN – STAFF ANNOUNCEMENT ONLY

CAMPERS

Clear the roads and trails and remain in area until the "All Clear" is announced
Do business as usual

STAFF

Keep campers in area
Account for campers
Do business as usual



SECURE! Get in main camp. Lock the gates.

NO SIREN – STAFF ANNOUNCEMENT ONLY

CAMPERS

Return to main camp area
Do business as usual

STAFF

Bring everyone to main camp
Lock the gates
Increase situational awareness
Account for campers
Do business as usual



LOCKDOWN! Locks, lights, out of sight.

SHORT WAVY SIREN – ALL CLEAR IS EVACUATE SIREN

CAMPERS

Move to a lockable building or wooded area away from sight
Maintain silence
Do not open the door
Prepare to evade or defend
Evade if unable to hide

STAFF

Lead campers to safety
Lock doors/turn out the lights
Move away from sight
Do not open the door
Maintain silence
Account for occupants and staff
Prepare to evade or defend



EVACUATE! (Report to Your Assigned Shelter)

LONG FLAT SIREN

CAMPERS

Evacuate to specified location
Bring your phone
Instructions may be provided about retaining or leaving belongings

STAFF

Lead evacuation to specified location
Account for campers using card system
Notify if missing, extra or injured people



SHELTER! Hazard and safety strategy.

CAMPERS

Use appropriate safety strategy for the hazard

Hazard

Tornado

Safety Strategy

****LONG WAVY SIREN****
Report to Assigned Shelter or Lie flat in ditch/depression

Heavy Rain/Hail

Take shelter in building or tent (No Siren)

Earthquake

Drop! Cover! Hold On!
(No Siren)

STAFF

Lead safety strategy
Account for campers
Notify if missing, extra or injured people

2024 ALPINE WEBELOS WEEKEND UNIT ROSTER

PACK# _____

Leader Name: _____

Phone # _____

Please Print-Youth

1. _____

2. _____

3. _____

4. _____

5. _____

6. _____

7. _____

8. _____

9. _____

10. _____

11. _____

12. _____

13. _____

14. _____

15. _____

16. _____

17. _____

18. _____

19. _____

20. _____

1. _____

2. _____

3. _____

4. _____

5. _____

6. _____

7. _____

8. _____

9. _____

10. _____

11. _____

12. _____

13. _____

14. _____

15. _____

16. _____

17. _____

18. _____

19. _____

20. _____

Please Print-Adults

**PARKING PASS
DISPLAY ON DASHBOARD
ALPINE DISTRICT WEBELOS WEEKND**

UNIT # _____

DRIVER'S NAME _____

**PARKING PASS
DISPLAY ON DASHBOARD
ALPINE DISTRICT WEBELOS WEEKND**

UNIT # _____

DRIVER'S NAME _____

**PARKING PASS
DISPLAY ON DASHBOARD
ALPINE DISTRICT WEBELOS WEEKND**

UNIT # _____

DRIVER'S NAME _____

**PARKING PASS
DISPLAY ON DASHBOARD
ALPINE DISTRICT WEBELOS WEEKND**

UNIT # _____

DRIVER'S NAME _____